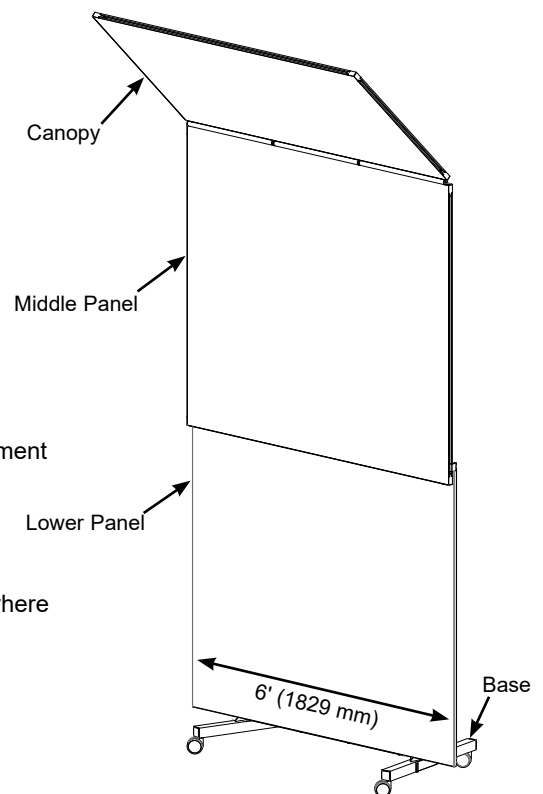
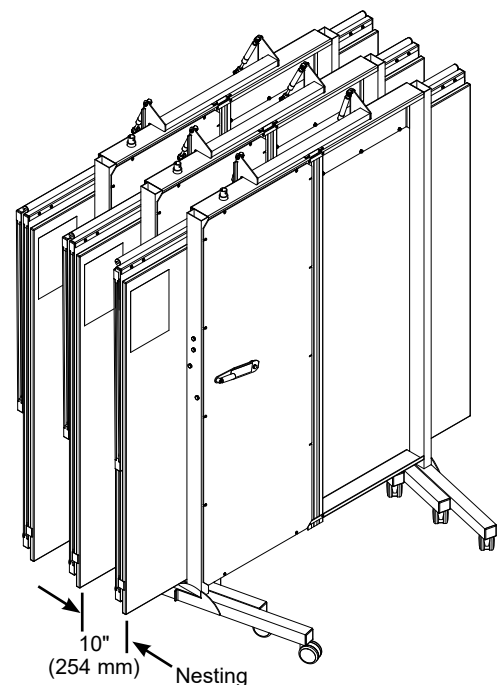
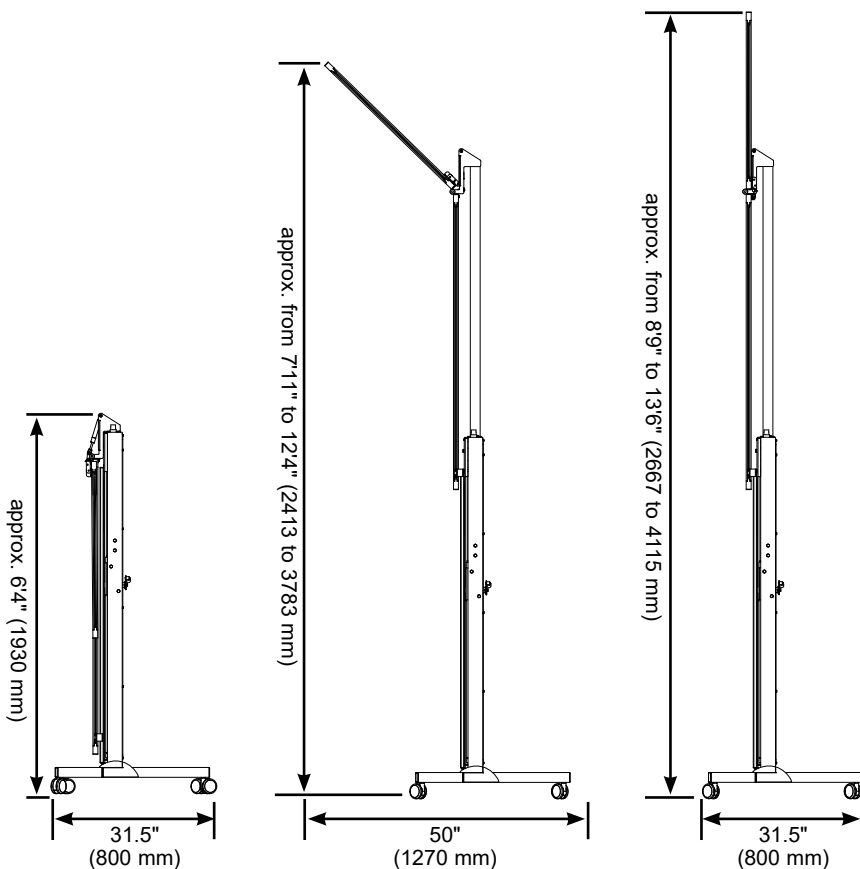


# Legacy® Basic Acoustical Shell

- 186J052, Tapered Canopy, 296 lb (134 kg)
- 186J053, Rectangular Canopy, 304 lb (138 kg)
- 6' (1829 mm) wide panels
- Canopy and middle panels are constructed of 3/4" (19 mm) honeycomb core with 0.10" (2.54 mm) thick laminated hardboard skin on front and back. Overall panel thickness is 1" (25 mm). Fixed bottom panel is constructed of 3/4" (19 mm) laminated particleboard with Grey 1/8" (3mm) edge banding
- The canopy panel may be set at 45, 60, 75, and 90° angles using gas assists to hold the canopy at the desired angle
- Base and shell frame are constructed of black powder-coat painted steel
- Base includes protruding legs at the front of the shell
- Lift mechanism includes a crank handle with a pulley design assisted by a torsion spring to raise and lower the shell. The shell is fully deployed into its performance position with just six turns.
- The middle panel overlaps the bottom panel in the performance position
- Canopy panel dimensions are 6' wide x 36" high (1829 x 914 mm)
- Includes four 3" (76 mm) swivel, non-marring thermoplastic casters for easy movement
- Fits through a standard 36" (914 mm) door opening in the storage position
- Bottom panel rests 7" (178 mm) from floor
- Overall shell surface coverage is 78 ft² (7.2 m²)
- Fully extended height is 13' (3962 mm)
- Front panel color is a neutral Oyster that allows the shell to be placed almost anywhere
- Shells nest compactly at 10" (254 mm) per unit
- Shipped assembled
- Five-year warranty
- Set up videos are available at [www.wengercorp.com](http://www.wengercorp.com)
- Environmental attributes and LEED compliance for this product can be found at [www.wengercorp.com/GREEN](http://www.wengercorp.com/GREEN) or by contacting your Wenger representative



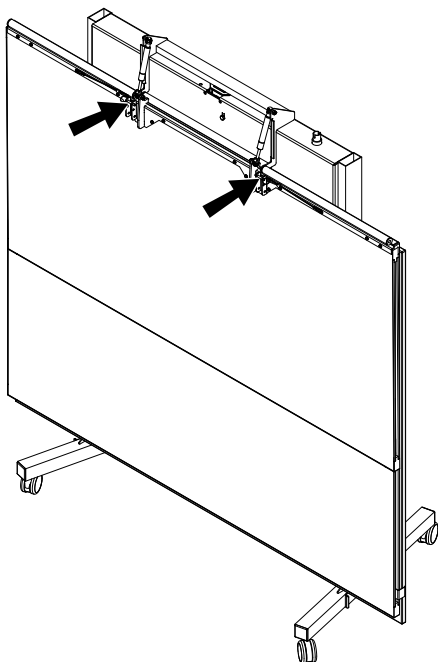
Legacy Basic Acoustical Shell



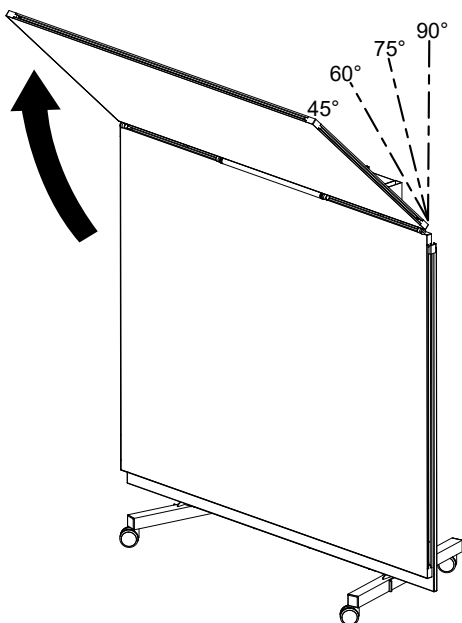
## Easy Set-Up Instructions

General Setup includes:

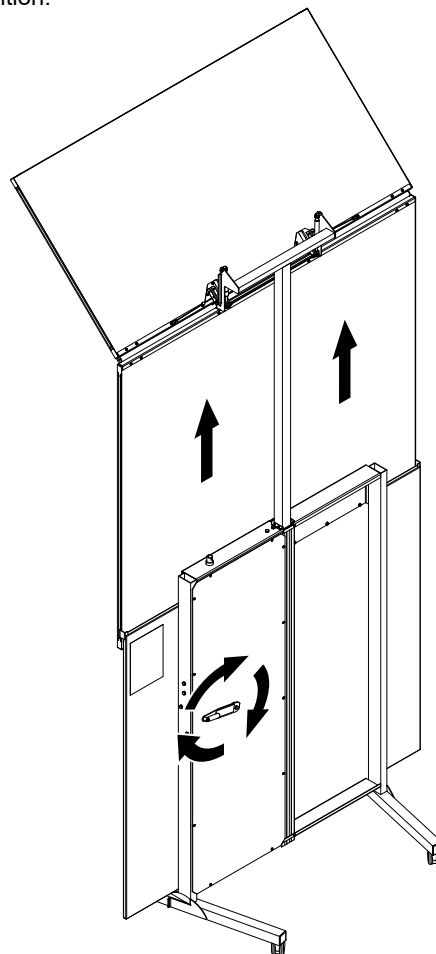
1. Roll the tower as close to the final performance position as possible.
2. Insert a pin into both of the brackets to set the canopy panel performance angle.



3. Raise the canopy panel until it contacts the stop pins. The panel will hold itself in place.



4. Turn the crank clockwise to raise the panels. The crank will stop when the panels reach the maximum performance position.



### Legacy Basic Acoustical Shell Data:

Max Height . . . . .	13'6" (4115 mm)
Storage Height . . . . .	6'4" (1930 mm)
Width . . . . .	6'0" (1829 mm)
Storage Depth . . . . .	31-1/2" (800 mm)
Nesting Depth . . . . .	10" (254 mm)
Canopy Depth . . . . .	36" (914 mm)

**Wenger**

**JRCLANCY**

**GEARBOSS**



© 2020 Wenger Corporation  
USA/2020-04

### MUSIC EDUCATION AND PERFORMING ARTS

Owatonna Office: Phone 800.4WENGER (493-6437) Worldwide +1.507.455.4100 | Parts & Service 800.887.7145 | [wengercorp.com](http://wengercorp.com)  
555 Park Drive, PO Box 448 | Owatonna | MN 55060-0448

Syracuse Office: Phone 800.836.1885 Worldwide +1.315.451.3440 | [jrclancy.com](http://jrclancy.com) | 7041 Interstate Island Road | Syracuse | NY 13209-9713

**ATHLETICS** Phone 800.493.6437 | email [gearboss@wengercorp.com](mailto:gearboss@wengercorp.com) | [gearboss.com](http://gearboss.com) | 555 Park Drive, PO Box 448 | Owatonna | MN 55060-0448